



## Gas Multi-Function Cooktop

For true wok cooking, the burner of the Wolf multi-function cooktop sculpts the gas flame into a plume, focusing heat in the center of the wok, then dispersing it outward for precisely controlled cooking. The low-profile grate fits nicely with any Wolf gas cooktop and can accommodate your largest stockpot. The powerful burner exceeds 22,000 Btu. The Wolf multi-function cooktop is available natural or LP gas.



*Model IM15/S shown. Also shown is model CT15G/S gas cooktop and model DD30 downdraft ventilation system.*

### FEATURES

- Integrated design allows for installation of multiple cooktops or modules.
- Stainless steel top construction.
- High output 22,000 Btu dual-stacked sealed burner.
- Automatic electronic reignition system.
- Illuminated control panel.
- Individual spark ignition system.
- Two interchangeable cast iron burner grates with matte porcelain finish—wok grate and low-profile continuous grate.
- Deep drawn burner pan.

### ACCESSORIES

- Filler strip for installation of multiple cooktops or modules.
- Bracket supports for installation of two integrated modules with downdraft (model DD30 only).
- High altitude conversion kit.

*Accessories are available through your authorized Wolf dealer. For local dealer information, visit the find a showroom section of our website, [wolfappliance.com](http://wolfappliance.com).*



*Model IM15/S shown with wok grate.*

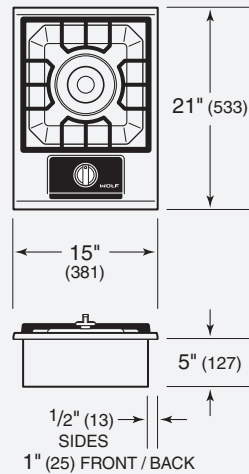


Control panel.



## Gas Multi-Function Cooktop

### OVERALL DIMENSIONS



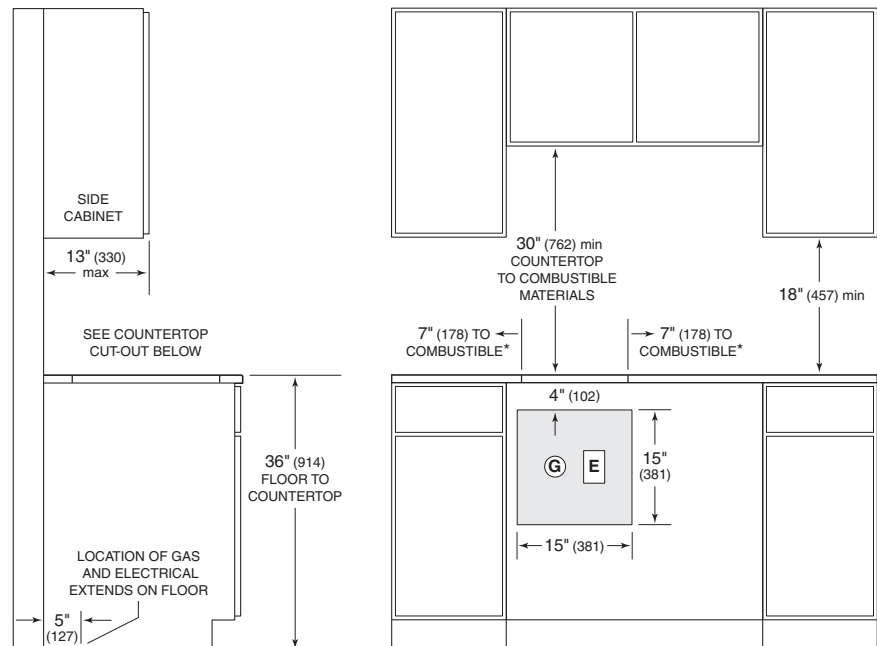
Shown with wok grate.  
Unit dimensions may vary by  $\pm 1/8$ ".

### SPECIFICATIONS

Exterior Finish	Stainless Steel
Overall Width	15"
Overall Height	5"
Overall Depth	21"
Burner Rating	22,000 Btu
Minimum Cabinet Depth	22 <sup>3</sup> / <sub>4</sub> "
Minimum Height Clearance*	5"
Countertop Cut-Out Width	14"
Countertop Cut-Out Depth	19 <sup>1</sup> / <sub>4</sub> "
Electrical Requirements	120 V AC, 60 Hz 15 amp circuit
Power Cord	6' cord with grounded plug
Gas Rating	22,000 Btu
Shipping Weight	30 lbs

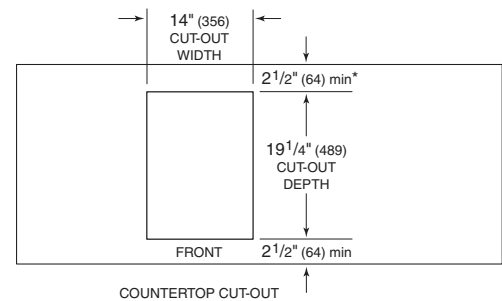
\*A minimum height clearance of 5<sup>1</sup>/<sub>2</sub>" is required between countertop and any combustible surface directly below the cooktop.

### INSTALLATION SPECIFICATIONS



\*Minimum clearance from cooktop cut-out to combustible materials up to 18" (457) above countertop.  
NOTE: Application shown allows for installation of two 15" (381) modules side by side.

### Countertop Cut-Out Dimensions



Dimensions in parentheses are in millimeters unless otherwise specified.

### INSTALLATION NOTES

Natural gas installations above 10,250' and LP gas installations above 8,600' require the high altitude conversion kit.

Complete installation specifications can be found on our website, [wolfappliance.com](http://wolfappliance.com).